

SREE NARAYANA COLLEGE, SIVAGIRI, VARKALA

STUDENT SATISFACTION SURVEY 2019-2020

IQAC of the institution has designed questionnaire for Student Satisfaction Survey as per the guidelines given by NAAC. The survey was conducted to assess students' satisfaction on the overall performance of the institution.

The parameters assessed are as follows: -

Sl.No	Parameters
1	Coverage of syllabus
2	Information about course and program outcome provided by the tutor
3	Mentor Mentee interaction
4	Methodologies adopted for enhancing teaching-learning process
5	Monitoring of assigned tasks by teachers
6	Examination patterns followed by the college
7	Fairness of internal evaluation
8	Promoting internship/institutional visit/field visit
9	Infrastructural facilities available in the college
10	Availability of ICT enabled classrooms
11	Library facility available in the institution
12	Welfare amenities available in the college (Playground, canteen, gymnasium, wheel chair, ramp, transport etc)
13	Opportunity provided for Student support and progression (NSS, NCC, fine arts etc)
14	Grievance redressal
15	Support extended from the college office

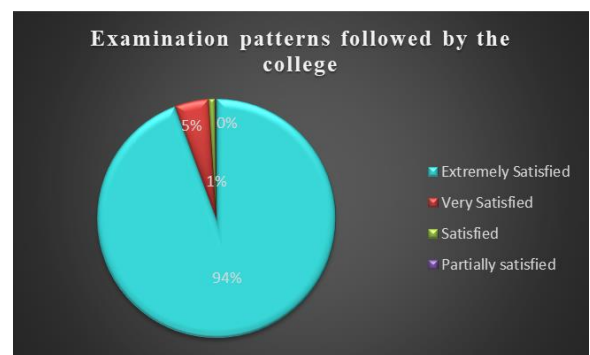
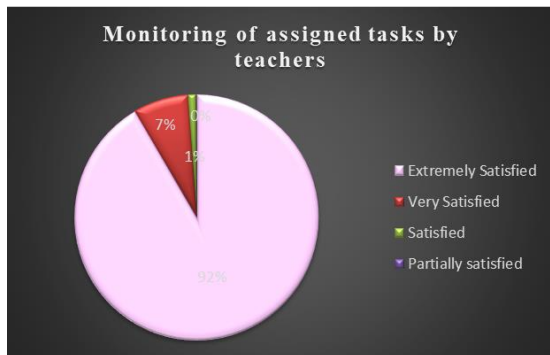
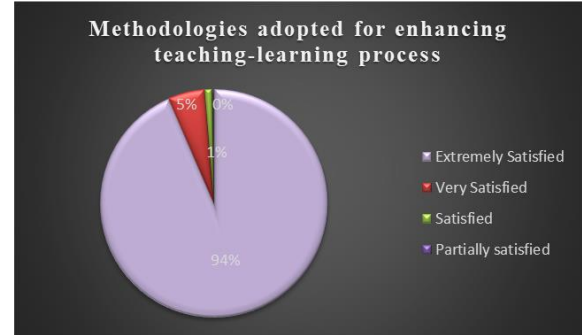
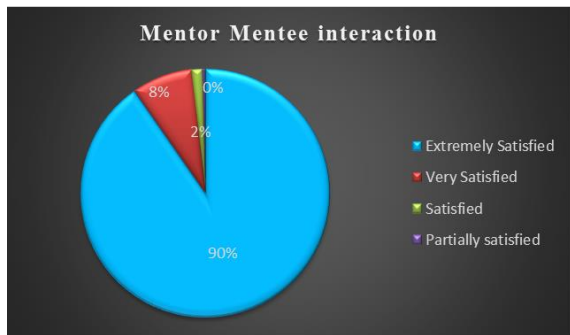
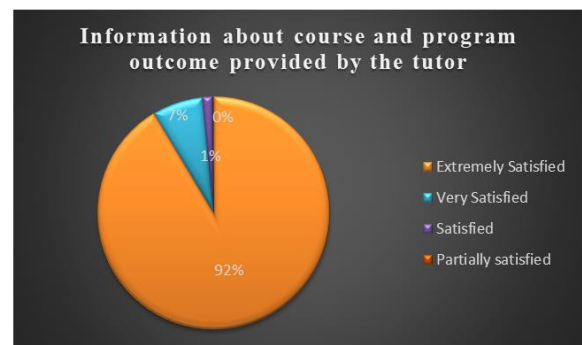
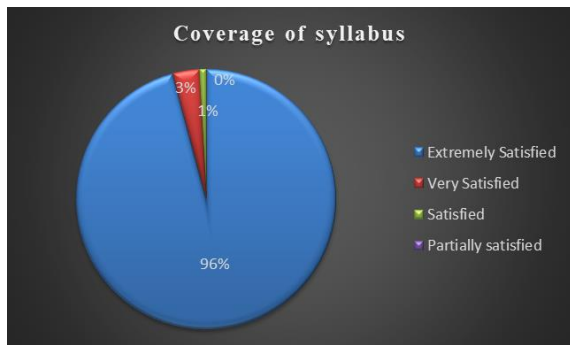
The summary of the responses collected is given below:

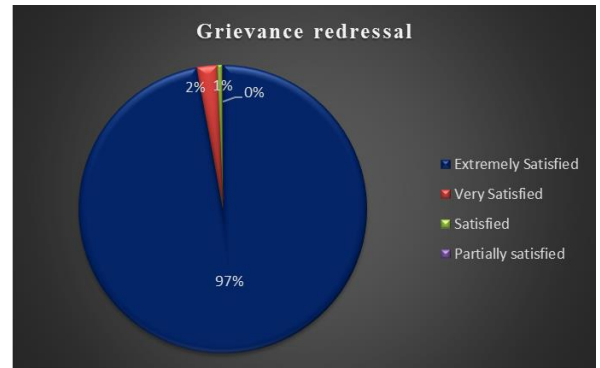
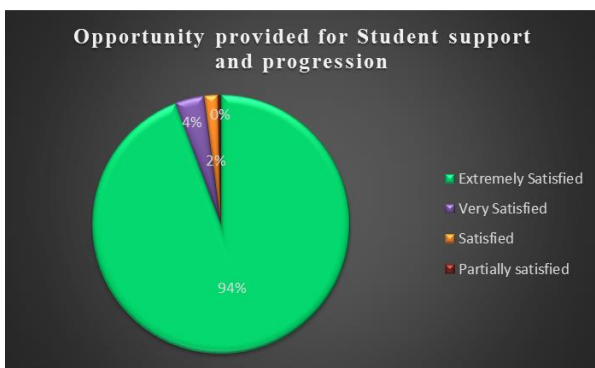
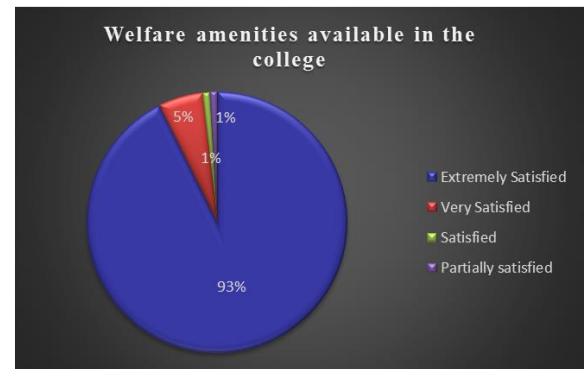
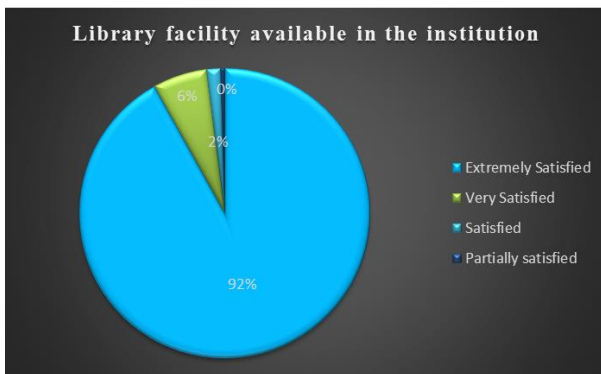
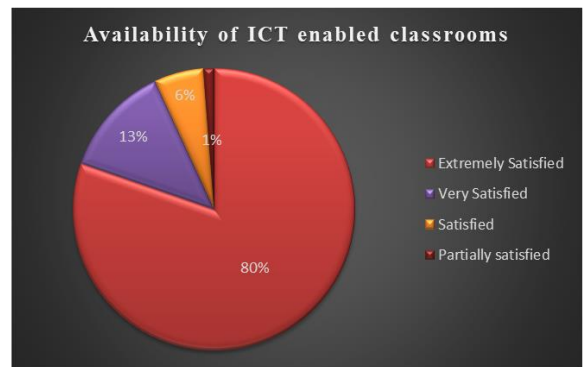
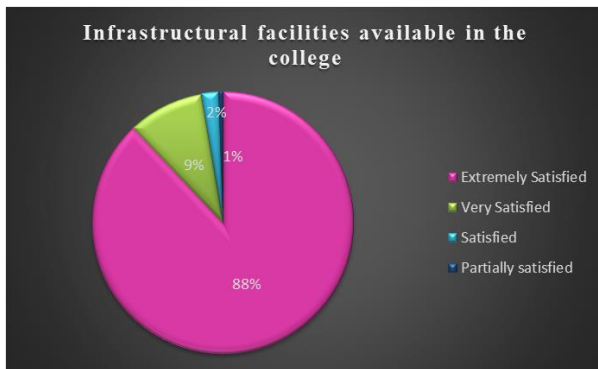
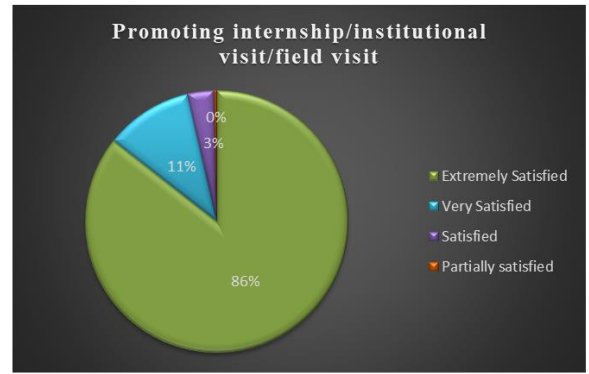
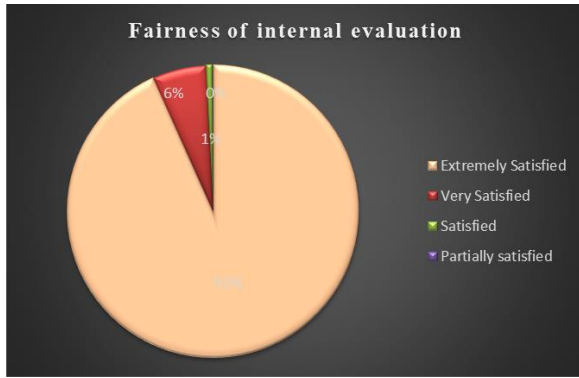
The Student Satisfaction Survey focuses mainly on the overall experience of the students from the institution. The responses were collected from 300 students of UG and PG programmes of the institution. Average student satisfaction index is 95.6%

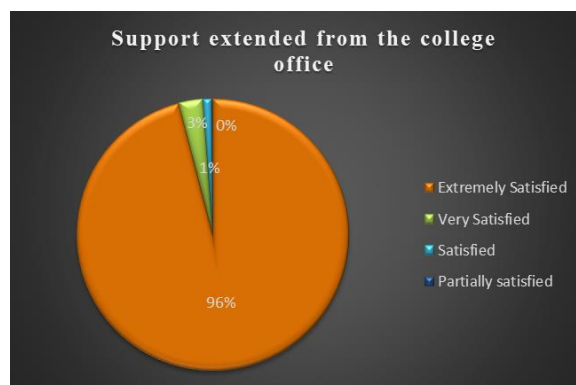
STUDENT SATISFACTION INDEX

Sl. No	Parameters	Student Satisfaction (in percentage)
1	Coverage of syllabus	98.1% of students are satisfied with the syllabus covered.
2	Information about course and program outcome provided by the tutor	95.9 % of the students are satisfied by the orientation given to them regarding the course and program outcome.
3	Mentor Mentee interaction	95.2% of the students are satisfied by the mentor-mentee interaction.
4	Methodologies adopted for enhancing teaching-learning process	96.6% of the students are satisfied by the methodologies adopted for enhancing teaching-learning process.
5	Monitoring of assigned tasks by teachers	96.4% of students are satisfied by the monitoring of the tasks assigned to them by teachers.
6	Examination patterns followed by the college	97.2% of the students are satisfied by the examination pattern followed by the college.
7	Fairness of internal evaluation	97.2% of the students are satisfied by the fairness of the evaluation of internal examinations conducted by the college.
8	Promoting internship/institutional visit/field visit	92.7% of the students are satisfied by the promotion of institutional visit and internships
9	Infrastructural facilities available in the college	93.6% of the students are satisfied by the infrastructural facilities available in the college.
10	Availability of ICT enabled classrooms	88.0% of the students are satisfied by the ICT enabled classrooms available in the college.
11	Library facility available in the institution	95.3% of the students are satisfied by the library facilities in the college.
12	Welfare amenities available in the college (Playground, canteen, gymnasium, wheel chair, ramp, transport etc)	94.9% students are satisfied by the welfare amenities available in the college.
13	Opportunity provided for Student support and progression	96.2% students are satisfied by the opportunities provided to them for

	(NSS, NCC, fine arts etc)	progression.
14	Grievance redressal	98.5% students are satisfied by the grievance redressal
15	Support extended from the college office	97.6% of the students are satisfied by the support extended by the college office.







ACTION TAKEN REPORT ON STUDENT SATISFACTION SURVEY 2019-2020

Sl. No	Suggestions made by Students	Action Taken
1	Promotion of internship/institutional visit/field visit	Directed all departments and co-ordinators of clubs to organize internship/institutional visit/field visit
2	Improve Infrastructural facilities	<ol style="list-style-type: none"> 1. Management and PTA took initiative to renovate and construct toilets and classrooms 2. Proposals for construction and renovation were included in RUSA DPR
3	Enhancing ICT enabled classrooms	Increased the number of ICT enabled class rooms and enhanced the existing facilities
4	Improvement of welfare amenities available in the college	PTA constructed more ramps, fenced the playground. Management renovated the canteen.